

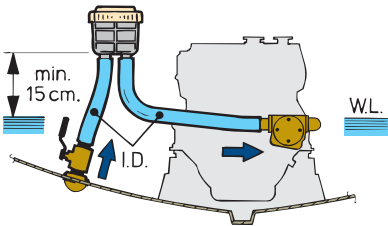
Around the engine

Cooling water strainers

All VETUS cooling water strainers have a transparent cover for easy inspection of the filter without dismantling. Cleaning of the filter seldomly needs to be done but can be easily and quickly achieved.

Typical installation

VETUS advises to install the water strainer always above the waterline. Only type CWS and FTR330..M series can be installed below the waterline. Always install a sea-cock behind the inlet water scoop.



Type FTR140

This water strainer is available with three different hose connection diameters. See page 56 for water strainer install kit.

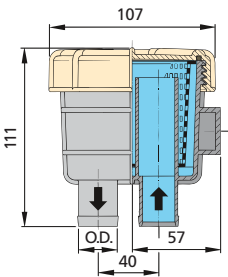
Specifications

- Housing is made of Polypropylene GF
- Filter element is made of HD Polyethylene
- Cover is made of Styrol/Acrylonitrile SAN

| Type | Internal hose Ø | | Recommended input |
|-----------|---------------------------------|----------|-------------------|
| | (mm) | (inches) | (L/min.) |
| FTR140/13 | 12,7 | 1/2 | 23 |
| FTR140/16 | 15,9 | 5/8 | 35 |
| FTR140/19 | 19,1 | 3/4 | 51 |
| MBSET03 | Mounting bracket set for FTR140 | | |

See page 61 for the mounting bracket set.

FTR140



MBSET03



Type FILTER150

This water strainer is suitable for Ø 28,5 mm hoses.

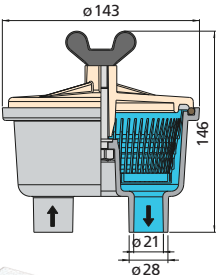
Specifications

- Housing is made of Polypropylene GF
- Filter element is made of Polyamide
- Cover is made of A.B.S.

| Type | Internal hose Ø | | Recommended input |
|-----------|------------------------------------|----------|-------------------|
| | (mm) | (inches) | (L/min.) |
| FILTER150 | 28,5 | 1 1/8 | 114 |
| MBSET05 | Mounting bracket set for FILTER150 | | |

See page 61 for the mounting bracket set.

FILTER150



MBSET05

