

Windscreen wipers

Wiper type ORW12SET

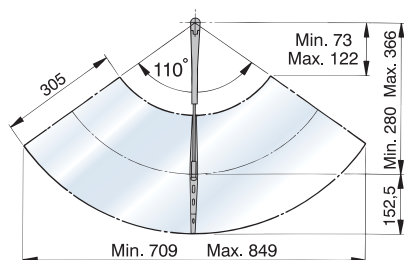
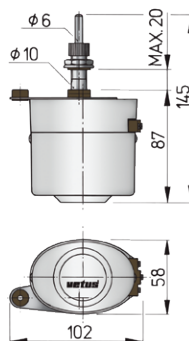
Supplied as a complete set comprising motor, arm and blade

The arm length is adjustable from 280 to 366 mm. The motor is self-parking, has a single speed and a wiping angle of 80° or 110°. The wiper blade is made of black synthetic and also fits other makes of wiper arms with a 7,2 x 2,5 mm bayonet. Type ORW12SET meets all the EMC requirements.

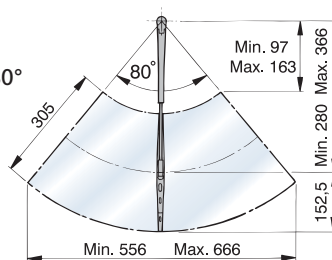
Specifications

- Available for 12 VDC
- Max. current consumption 2A
- Max. panel thickness 20 mm
- Blade length 305 mm

Type	Description
ORW12SET	Wiper motor set, incl. wiper motor, arm and blade (12 VDC)
WBB30	Replacement wiper blade, stainless steel, coated black
ORW12WA	Replacement wiper arm



Wiping angle:
standard 110°,
adjustable to 80°



ORW12SET

Clear view screens type SLR

Completely clear vision at all times

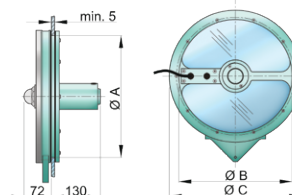
The centrifugal force caused by the rotating toughened glass, which reaches its maximum revolutions per minute within 25 seconds, instantly clears the screen from rain, snow and spray. Even dirt and salt will not cause any smears. Type SLR is available in two sizes and meets all the EMC requirements.

Specifications

- Type 300 (screen Ø 300 mm) / type 350 (screen Ø 350 mm)
- Both types available for 12 or 24 VDC
- Max. current consumption 2,7A (12 VDC) / 1,4A (24 VDC)

Type	Description
SLR30012	Clear view screen Ø 300 mm o.a. 12 VDC
SLR30024	Clear view screen Ø 300 mm o.a. 24 VDC
SLR35012	Clear view screen Ø 350 mm o.a. 12 VDC
SLR35024	Clear view screen Ø 350 mm o.a. 24 VDC

Dimensions			
Type	Cut-out Ø A (mm)	Ø B (mm)	Ø C (mm)
Type 300	275	250	300
Type 350	326	300	350



SLR