



Portholes / Portlights

Portlight type PA (AIII)

The low profile portlights

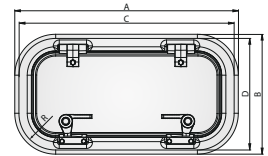
The ergonomic closures are easy to open and close and with the included interior trim you can have the same level of finish as our other products. On the outside the beautiful anodized aluminium frame gives the PA series a premium look and feel, with a slightly different finish compared to other portholes. The portlights come with a stylish 10 mm 'smoke' coloured, unframed opening pane. Fasteners are invisible from inside or outside and the windows are held open by friction type hinges. The portlights are suitable for appliance location Area III.



PA



Type	Cut-out dimensions C x D (mm)	External dimensions A x B (mm)	Cut-out radius R (mm)	Replacement mosquito screen	Replacement white trim
PA3016	297 x 162	315 x 180	57	WSP00K	WTP00W
PA3517	350 x 175	368 x 193	57	WSP01K	WTP01W
PA4116	407 x 162	425 x 180	57	WSP02K	WTP02W
PA4317	435 x 175	453 x 193	57	WSP03K	WTP03W
PA6317	634 x 175	652 x 193	57	WSP04K	WTP04W



Portlight type PX and PXF (AIII)

Medium duty portlights

These portlights are suitable for use in the coachroof side. They come with a 10 mm 'smoke' coloured, unframed opening pane.



PX

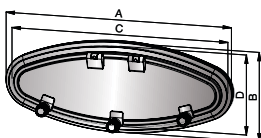


PXF

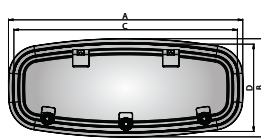
Type	Cut-out dimensions C x D (mm)	External dimensions A x B (mm)	Replacement mosquito screen
PX45	417 x 155	441 x 179	HOR45
PX46	468 x 172	492 x 196	HOR46
PX47	520 x 193	544 x 217	HOR47
PXF	498 x 195	522 x 219	HORPXF

Special order only

Type	Code	Example PX45
Black powder coated	Type code + P	PX45P
Fixed	Type code + F	PX45F
Black powder coated fixed	Type code + F + P	PX45FP



PX



PXF

