



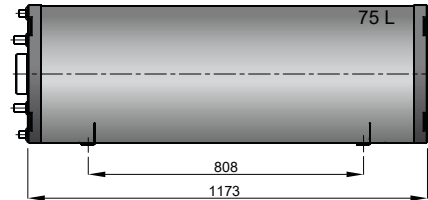
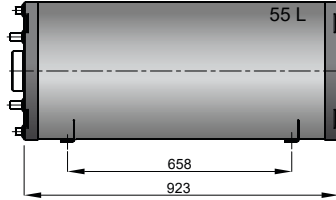
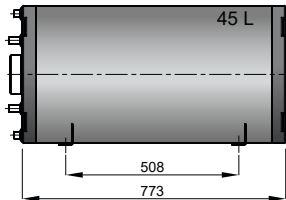
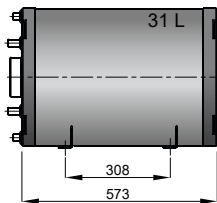
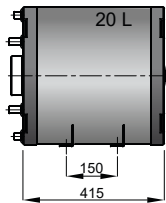
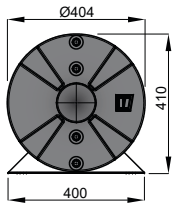
Water heaters

Premium double wall water heater type WHD

While conventional water heaters use a spiral tube to heat the water, these water heaters use a very efficient double wall principle. Thanks to this double wall principle, the VETUS double wall calorifiers have a heating surface, which is much greater than that of a conventional heating spiral tube. This means that the double walled water heaters will heat the water significantly faster than conventional calorifiers. All calorifiers are supplied with a 1500 Watt electric heating element, 4 x 16 mm hose connectors and a 6 bar pressure relief/non return valve.



WHD



Type	Contents of fresh water (L)	Contents of coolant (L)
WHD020	20	2
WHD031	31	3
WHD045	45	5
WHD055	55	7
WHD075	75	9

Specifications WHD

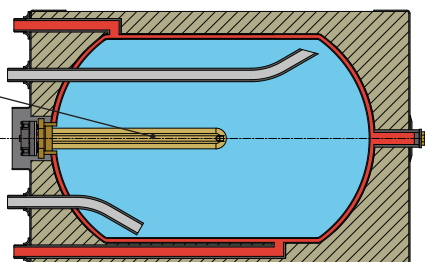
Construction

Inner + outer tank	Stainless steel AISI 316L
Insulation	Polyurethane foam, 35 mm thickness, supplied with high gloss finished stainless steel outer jacket

Connections

Engine coolant	G 1/2
Fresh water	G 1/2
Heating element	G 1 1/4, 1500 Watt, 230 VDC
Pressure relief valve setting	6 bar (87 lbs / sq.inch)

Heating element



Blue = Fresh water
Red = Engine coolant