



## Flexible tanks for fresh water

### Type TANKW

#### Easy installation

These tanks are light weight and can be installed easily and quickly; they assume the shape of the space in which they are placed. Often, they can be used in awkward spaces or in locations which are difficult to reach. All fittings are supplied as standard. Fitting the outlet nipple and connecting the inlet and outlet hoses are the only things that need to be done.

#### Standard supplied with

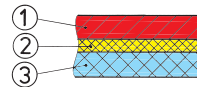
- One angled connector for filling pipe Ø 38 mm (is fitted to the top of the tank)
- One angled connector for the pump hose Ø 16 mm (loose)

Additional nipples can be supplied as an option.




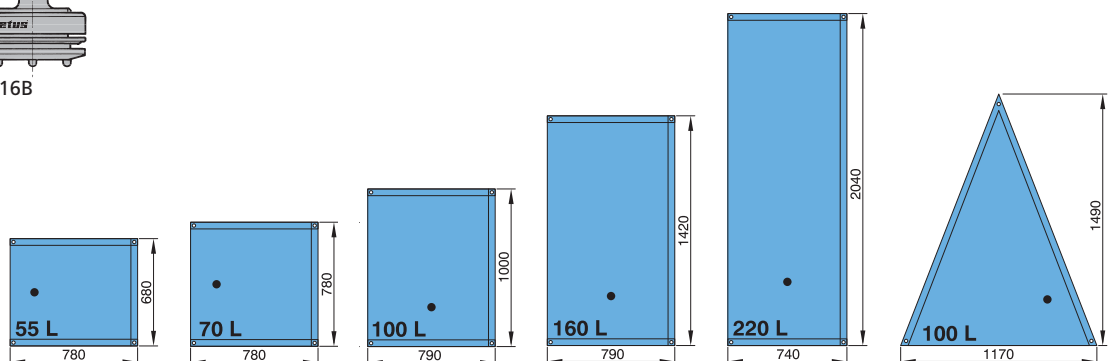
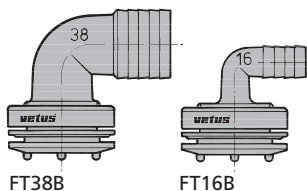
#### The VETUS flexible water tanks consists of three layers

1. A wear resistant layer
2. A reinforcement layer
3. A layer suitable for contact with fresh water



A repair kit is available (REPSETWT).

Type	Capacity (appr.) (L)	Dimensions (appr.) (mm)	Height filled (appr.) (mm)
TANKW55	55	680 x 780	250
TANKW70	70	780 x 780	270
TANKW100	100	790 x 1000	270
TANKW160	160	790 x 1420	270
TANKW220	220	740 x 2040	270
TANKW1003	100 (Δ)	1170 x 1490	240



We not only weld the seams, but in addition we also weld an extra strip (see drawing A). This makes the VETUS flexible tank resistant against much higher pressures, especially if the contents are moving when the boat is rolling or pitching.